

**CATTLE MARKETED 2019 (Heads)**



MONTH	EXPORT ABAT TOIRS-Slaughtering																		BUTCHERS-SLAUGHTER		TOTAL SLAUGHTERING		LIVE EXPORTS										TOTAL MARKETING	
	S - VCF									N- VCF Mobile stats abattoir													SOUTH AFRICA		ANGOLA		OTHER COUNTRIES		TOTAL LIVE EXPORTS					
	2018			2019			2018			2019			2018		2019		2018		2019		2018		2019		2018		2019		2018		2019			
	Meatc/Beefc/O	Meatco	Brugarros	Beefcor	Other	Cattle			Cattle			Cattle		Cattle		Cattle		Cattle		Cattle		Cattle		Cattle		Cattle		Cattle						
JAN	4 914	904	-	790	205	63	-	4 048	3 459	9 025	5 358	17 819	12 034	28	-	-	-	17 847	12 034	26 872	17 392													
FEB	4 951	4 823	-	920	386	64	29	3 451	3 051	8 466	9 209	31 320	17 840	-	51	-	131	31 320	18 022	39 786	27 231													
<b>Total</b>	<b>9 865</b>	<b>5 727</b>	<b>-</b>	<b>1 710</b>	<b>591</b>	<b>127</b>	<b>29</b>	<b>7 499</b>	<b>6 510</b>	<b>17 491</b>	<b>14 567</b>	<b>49 139</b>	<b>29 874</b>	<b>28</b>	<b>51</b>	<b>-</b>	<b>131</b>	<b>49 167</b>	<b>30 056</b>	<b>66 658</b>	<b>44 623</b>													
MAR	7 471	11865	-	902	545	153	125	3 874	2 790	11 498	16 227	37 027	33 193	74	168	-	-	37 101	33 361	48 599	49 588													
<b>Total</b>	<b>17 336</b>	<b>17 592</b>	<b>-</b>	<b>2 612</b>	<b>1 136</b>	<b>280</b>	<b>154</b>	<b>11 373</b>	<b>9 300</b>	<b>28 989</b>	<b>30 794</b>	<b>86 166</b>	<b>63 067</b>	<b>102</b>	<b>219</b>	<b>-</b>	<b>131</b>	<b>86 268</b>	<b>63 417</b>	<b>115 257</b>	<b>94 211</b>													
APR	8 826	10585	-	751	378	156	69	5 757	4 605	14 739	16 388	20 167	30 477	-	190	-	-	20 167	30 667	34 906	47 055													
<b>Total</b>	<b>26 162</b>	<b>28 177</b>	<b>-</b>	<b>3 363</b>	<b>1 514</b>	<b>436</b>	<b>223</b>	<b>17 130</b>	<b>13 905</b>	<b>43 728</b>	<b>47 182</b>	<b>106 333</b>	<b>93 544</b>	<b>102</b>	<b>409</b>	<b>-</b>	<b>131</b>	<b>106 435</b>	<b>94 084</b>	<b>150 163</b>	<b>141 266</b>													
MAY	6 806	17986	-	701	241	92	133	4 147	2 792	11 045	21 853	20 021	37 146	545	230	-	32	20 566	37 408	31 611	59 261													
<b>Total</b>	<b>32 968</b>	<b>46 163</b>	<b>-</b>	<b>4 064</b>	<b>1 755</b>	<b>528</b>	<b>356</b>	<b>21 277</b>	<b>16 697</b>	<b>54 773</b>	<b>69 035</b>	<b>126 354</b>	<b>130 690</b>	<b>647</b>	<b>639</b>	<b>-</b>	<b>163</b>	<b>127 001</b>	<b>131 492</b>	<b>181 774</b>	<b>200 527</b>													
JUN	9 883	14210	-	830	178	163	85	4 244	1 743	14 290	17 046	25 466	27 952	-	181	-	-	25 466	28 133	39 756	45 179													
<b>Total</b>	<b>42 851</b>	<b>60 373</b>	<b>-</b>	<b>4 894</b>	<b>1 933</b>	<b>691</b>	<b>441</b>	<b>25 521</b>	<b>18 440</b>	<b>69 063</b>	<b>86 081</b>	<b>151 820</b>	<b>158 642</b>	<b>647</b>	<b>820</b>	<b>-</b>	<b>163</b>	<b>152 467</b>	<b>159 625</b>	<b>221 530</b>	<b>245 706</b>													
JUL	5 055	13818	-	426	276	126	119	3 918	1 096	9 099	15 735	27 352	27 722	-	395	-	10	27 352	28 127	36 451	43 862													
<b>Total</b>	<b>47 906</b>	<b>74 191</b>	<b>-</b>	<b>5 320</b>	<b>2 209</b>	<b>817</b>	<b>560</b>	<b>29 439</b>	<b>19 536</b>	<b>78 162</b>	<b>101 816</b>	<b>179 172</b>	<b>186 364</b>	<b>647</b>	<b>1 215</b>	<b>-</b>	<b>173</b>	<b>179 819</b>	<b>187 752</b>	<b>257 981</b>	<b>289 568</b>													
AUG	5 974		-			211		3 801		9 986		30 474						30 474		40 460														
<b>Total</b>	<b>53 880</b>	<b>74 191</b>	<b>-</b>	<b>5 320</b>	<b>2 209</b>	<b>1 028</b>	<b>560</b>	<b>33 240</b>	<b>19 536</b>	<b>88 148</b>	<b>101 816</b>	<b>209 646</b>	<b>186 364</b>	<b>647</b>	<b>1 215</b>	<b>-</b>	<b>173</b>	<b>210 293</b>	<b>187 752</b>	<b>298 441</b>	<b>289 568</b>													
SEP	5 760		-			172		3 052		8 984		28 608		339				28 947		37 931														
<b>Total</b>	<b>59 640</b>	<b>74 191</b>	<b>-</b>	<b>5 320</b>	<b>2 209</b>	<b>1 200</b>	<b>560</b>	<b>36 292</b>	<b>19 536</b>	<b>97 132</b>	<b>101 816</b>	<b>238 254</b>	<b>186 364</b>	<b>986</b>	<b>1 215</b>	<b>-</b>	<b>173</b>	<b>239 240</b>	<b>187 752</b>	<b>336 372</b>	<b>289 568</b>													
OCT	6 077		-			155		2 958		9 190		23 595		40		1		23 636		32 826														
<b>Total</b>	<b>65 717</b>	<b>74 191</b>	<b>-</b>	<b>5 320</b>	<b>2 209</b>	<b>1 355</b>	<b>560</b>	<b>39 250</b>	<b>19 536</b>	<b>106 322</b>	<b>101 816</b>	<b>261 849</b>	<b>186 364</b>	<b>1 026</b>	<b>1 215</b>	<b>1</b>	<b>173</b>	<b>262 876</b>	<b>187 752</b>	<b>369 198</b>	<b>289 568</b>													
NOV	6 938		-			164		2 896		9 998		23 684						23 684		33 682														
<b>Total</b>	<b>72 655</b>	<b>74 191</b>	<b>-</b>	<b>5 320</b>	<b>2 209</b>	<b>1 519</b>	<b>560</b>	<b>42 146</b>	<b>19 536</b>	<b>116 320</b>	<b>101 816</b>	<b>285 533</b>	<b>186 364</b>	<b>1 026</b>	<b>1 215</b>	<b>1</b>	<b>173</b>	<b>286 560</b>	<b>187 752</b>	<b>402 880</b>	<b>289 568</b>													
DEC	2 487		-			65		2 228		4 780		21 164		150				21 314		26 094														
<b>TOTAL</b>	<b>75 142</b>	<b>74 191</b>	<b>-</b>	<b>5 320</b>	<b>2 209</b>	<b>1 584</b>	<b>560</b>	<b>44 374</b>	<b>19 536</b>	<b>121 100</b>	<b>101 816</b>	<b>306 697</b>	<b>186 364</b>	<b>1 176</b>	<b>1 215</b>	<b>1</b>	<b>173</b>	<b>307 874</b>	<b>187 752</b>	<b>428 974</b>	<b>289 568</b>													

N-VCF=North of veterinary Cordon Fence  
S-VCF=South of Veterinary Cordon Fence

**SHEEP MARKETED 2019 (Heads)**



MONTH	EXPORT ABATTOIR •Farmers MM: Mariental •BMP: Keetmanshoop •Aranos Abattoir		BUTCHERS- Slaughtering		TOTAL SLAUGHTERING		LIVE EXPORTS								TOTAL MARKETING	
							SOUTH AFRICA		ANGOLA		OTHER COUNTRIES		TOTAL LIVE EXPORTS		Sheep	
			Sheep		Sheep		Sheep		Sheep		Sheep		Sheep		Sheep	
	2018	2019	2018	2019	2018	2019	2018	2019	2018	2019	2018	2019	2018	2019	2018	2019
JAN	9 789	13 173	9 789	10 723	19 578	23 896	6 732	21 444	-	-	-	-	6 732	21 444	26 310	45 340
FEB	10 537	13 807	9 822	5 017	20 359	18 824	27 253	30 749	-	-	-	3	27 253	30 752	47 612	49 576
<b>Total</b>	<b>20 326</b>	<b>26 980</b>	<b>19 611</b>	<b>15 740</b>	<b>39 937</b>	<b>42 720</b>	<b>33 985</b>	<b>52 193</b>	-	-	-	3	<b>33 985</b>	<b>52 196</b>	<b>73 922</b>	<b>94 916</b>
MAR	23 379	26 871	9 630	3 393	33 009	30 264	44 030	51 998	-	-	-	2	44 030	52 000	77 039	82 264
<b>Total</b>	<b>43 705</b>	<b>53 851</b>	<b>29 241</b>	<b>19 133</b>	<b>72 946</b>	<b>72 984</b>	<b>78 015</b>	<b>104 191</b>	-	-	-	5	<b>78 015</b>	<b>104 196</b>	<b>150 961</b>	<b>177 180</b>
APR	33 423	29 800	21 419	8 432	54 842	38 232	45 739	65 916	-	94	-	-	45 739	66 010	100 581	104 242
<b>Total</b>	<b>77 128</b>	<b>83 651</b>	<b>50 660</b>	<b>27 565</b>	<b>127 788</b>	<b>111 216</b>	<b>123 754</b>	<b>170 107</b>	-	<b>94</b>	-	5	<b>123 754</b>	<b>170 206</b>	<b>251 542</b>	<b>281 422</b>
MAY	27 068	22 304	16 164	3 822	43 232	26 126	55 586	68 602	-	-	-	2	55 586	68 604	98 818	94 730
<b>Total</b>	<b>104 196</b>	<b>105 955</b>	<b>66 824</b>	<b>31 387</b>	<b>171 020</b>	<b>137 342</b>	<b>179 340</b>	<b>238 709</b>	-	<b>94</b>	-	7	<b>179 340</b>	<b>238 810</b>	<b>350 360</b>	<b>376 152</b>
JUN	20 181	14 311	16 554	4 547	36 735	18 858	62 450	57 306	-	-	-	21	62 450	57 327	99 185	76 185
<b>Total</b>	<b>124 377</b>	<b>120 266</b>	<b>83 378</b>	<b>35 934</b>	<b>207 755</b>	<b>156 200</b>	<b>241 790</b>	<b>296 015</b>	-	<b>94</b>	-	28	<b>241 790</b>	<b>296 137</b>	<b>449 545</b>	<b>452 337</b>
JUL	13 741	11 601	19 374	3 801	33 115	15 402	59 146	43 547	208	-	-	5	59 354	43 552	92 469	58 954
<b>Total</b>	<b>138 118</b>	<b>131 867</b>	<b>102 752</b>	<b>39 735</b>	<b>240 870</b>	<b>171 602</b>	<b>300 936</b>	<b>339 562</b>	<b>208</b>	<b>94</b>	-	33	<b>301 144</b>	<b>339 689</b>	<b>542 014</b>	<b>511 291</b>
AUG	12 974	-	16 992	-	29 966	-	46 981	123	-	-	-	-	47 104	-	77 070	-
<b>Total</b>	<b>151 092</b>	<b>131 867</b>	<b>119 744</b>	<b>-</b>	<b>270 836</b>	<b>171 602</b>	<b>347 917</b>	<b>339 562</b>	<b>331</b>	<b>94</b>	-	33	<b>348 248</b>	<b>339 689</b>	<b>619 084</b>	<b>511 291</b>
SEP	8 949	-	12 541	-	21 490	-	25 439	100	-	-	-	-	25 539	-	47 029	-
<b>Total</b>	<b>160 041</b>	<b>131 867</b>	<b>132 285</b>	<b>-</b>	<b>292 326</b>	<b>171 602</b>	<b>373 356</b>	<b>339 562</b>	<b>431</b>	<b>94</b>	-	33	<b>373 787</b>	<b>339 689</b>	<b>666 113</b>	<b>511 291</b>
OCT	12 760	-	12 839	-	25 599	-	23 610	400	-	-	-	-	24 010	-	49 609	-
<b>Total</b>	<b>172 801</b>	<b>131 867</b>	<b>145 124</b>	<b>-</b>	<b>317 925</b>	<b>171 602</b>	<b>396 966</b>	<b>339 562</b>	<b>831</b>	<b>94</b>	-	33	<b>397 797</b>	<b>339 689</b>	<b>715 722</b>	<b>511 291</b>
NOV	17 426	-	12 594	-	30 020	-	29 209	-	25	-	-	-	29 234	-	59 254	-
<b>Total</b>	<b>190 227</b>	<b>131 867</b>	<b>157 718</b>	<b>-</b>	<b>347 945</b>	<b>171 602</b>	<b>426 175</b>	<b>339 562</b>	<b>831</b>	<b>94</b>	25	33	<b>427 031</b>	<b>339 689</b>	<b>774 976</b>	<b>511 291</b>
DEC	15 057	-	13 143	-	28 200	-	29 014	-	24	-	-	-	29 038	-	57 238	-
<b>TOTAL</b>	<b>205 284</b>	<b>131 867</b>	<b>170 861</b>	<b>39 735</b>	<b>376 145</b>	<b>171 602</b>	<b>455 189</b>	<b>339 562</b>	<b>831</b>	<b>94</b>	49	33	<b>456 069</b>	<b>339 689</b>	<b>832 214</b>	<b>511 291</b>

\* Preliminary data  
\* The Meat Board of Namibia reserves the right to amend the statistics as and when necessary

**GOATS AND PIGS MARKETED 2019 (Heads)**



MONTH	BUTCHERS- Slaughtering		GOATS LIVE EXPORTS								TOTAL MARKETING		PIGS- Local Slaughtering	
			SOUTH AFRICA		ANGOLA		OTHER COUNTRIES		TOTAL LIVE EXPORTS		Goats			
	Goats		Goats		Goats		Goats		Goats		Goats			
	2018	2019	2018	2019	2018	2019	2018	2019	2018	2019	2018	2019	2018	2019
JAN	447	198	6 485	6 033	-	30	-	-	6 485	6 063	6 932	6 261	3 840	4 508
FEB	336	95	7 115	8 293	-	-	-	7	7 115	8 300	7 451	8 395	2 955	3 645
<b>Total</b>	<b>783</b>	<b>293</b>	<b>13 600</b>	<b>14 326</b>	-	<b>30</b>	-	<b>7</b>	<b>13 600</b>	<b>14 363</b>	<b>14 383</b>	<b>14 656</b>	<b>6 795</b>	<b>8 153</b>
MAR	450	646	9 039	10 899	-	13	-	295	9 039	11 207	9 489	11 853	3 038	3 669
<b>Total</b>	<b>1 233</b>	<b>939</b>	<b>22 639</b>	<b>25 225</b>	-	<b>43</b>	-	<b>302</b>	<b>22 639</b>	<b>25 570</b>	<b>23 872</b>	<b>26 509</b>	<b>9 833</b>	<b>11 822</b>
APR	419	386	11 123	11 243	-	12	-	29	11 123	11 284	11 542	11 670	2 932	4 120
<b>Total</b>	<b>1 652</b>	<b>1 325</b>	<b>33 762</b>	<b>36 468</b>	-	<b>55</b>	-	<b>331</b>	<b>33 762</b>	<b>36 854</b>	<b>35 414</b>	<b>38 179</b>	<b>12 765</b>	<b>15 942</b>
MAY	235	194	9 017	10 689	-	-	-	268	9 017	10 957	9 312	11 151	3 723	4 120
<b>Total</b>	<b>1 847</b>	<b>1 519</b>	<b>42 779</b>	<b>47 157</b>	-	<b>55</b>	-	<b>599</b>	<b>42 779</b>	<b>47 811</b>	<b>44 726</b>	<b>49 330</b>	<b>16 488</b>	<b>20 062</b>
JUN	670	290	15 224	16 197	-	9	-	316	15 224	16 522	15 894	16 812	3 374	3 756
<b>Total</b>	<b>2 617</b>	<b>1 809</b>	<b>58 003</b>	<b>63 354</b>	-	<b>64</b>	-	<b>915</b>	<b>58 003</b>	<b>64 333</b>	<b>60 620</b>	<b>66 142</b>	<b>19 862</b>	<b>23 818</b>
JUL	579	-	18 199	13 592	209	-	-	18	18 408	13 610	18 987	13 610	4 023	4 160
<b>Total</b>	<b>3 196</b>	<b>1 809</b>	<b>76 202</b>	<b>76 946</b>	<b>209</b>	<b>64</b>	-	<b>933</b>	<b>76 411</b>	<b>77 943</b>	<b>79 607</b>	<b>79 752</b>	<b>23 885</b>	<b>27 978</b>
AUG	467	-	12 405	-	310	-	-	-	12 715	-	-	13 182	-	4 149
<b>Total</b>	<b>3 663</b>	<b>1 809</b>	<b>88 607</b>	<b>76 946</b>	<b>519</b>	<b>64</b>	-	<b>933</b>	<b>89 126</b>	<b>77 943</b>	<b>92 789</b>	<b>79 752</b>	<b>28 034</b>	<b>-</b>
SEP	436	-	14 379	-	-	-	-	-	14 379	-	-	14 815	-	4 073
<b>Total</b>	<b>4 099</b>	<b>1 809</b>	<b>102 986</b>	<b>76 946</b>	<b>519</b>	<b>64</b>	-	<b>933</b>	<b>103 505</b>	<b>77 943</b>	<b>107 604</b>	<b>79 752</b>	<b>32 107</b>	<b>-</b>
OCT	258	-	14 087	-	-	-	-	-	14 087	-	-	14 345	-	5 140
<b>Total</b>	<b>4 357</b>	<b>1 809</b>	<b>117 073</b>	<b>76 946</b>	<b>519</b>	<b>64</b>	-	<b>933</b>	<b>117 592</b>	<b>77 943</b>	<b>121 949</b>	<b>79 752</b>	<b>37 247</b>	<b>-</b>
NOV	436	-	11 131	-	-	-	216	-	11 347	-	-	11 783	-	4 173
<b>Total</b>	<b>4 793</b>	<b>1 809</b>	<b>128 204</b>	<b>76 946</b>	<b>519</b>	<b>64</b>	216	933	<b>128 939</b>	<b>77 943</b>	<b>133 732</b>	<b>79 752</b>	<b>41 420</b>	<b>-</b>
DEC	321	-	18 739	-	121	-	160	-	19 020	-	-	19 341	-	3 764
<b>TOTAL</b>	<b>5 114</b>	<b>1 809</b>	<b>146 943</b>	<b>76 946</b>	<b>640</b>	<b>64</b>	376	933	<b>147 959</b>	<b>77 943</b>	<b>153 073</b>	<b>79 752</b>	<b>45 184</b>	<b>27 978</b>

\* The Meat Board of Namibia reserves the right to amend the statistics as and when necessary

**BEEF EXPORTS BY DESTINATION 2019 (KG)**



MONTH	AFRICA EXPORTS																		EUROPE EXPORTS										REST OF WORLD EXPORTS						TOTAL MARKETING- MEAT	
	SOUTH AFRICA			BOTSWANA			OTHER AFRICA			TOTAL AFRICA			EU		NORWAY		UK		OTHER EUROPE		TOTAL EUROPE EXPORTS		HONG KONG		OTHER ASIA		US		OTHER AMERICA		TOTAL ROW EXPORTS		TOTAL MARKETING- MEAT			
	2018	2019		2018	2019		2018	2019		2018	2019		2018	2019	2018	2019	2018	2019	2018	2019	2018	2019	2018	2019	2018	2019	2018	2019	2018	2019	2018	2019	2018	2019		
	Beef			Beef			Beef			Beef			Beef		Beef		Beef		Beef		Beef		Beef		Beef		Beef		Beef		Beef		Beef			
JAN	610 820	377 057	119 808	26 924	-	-	730 628	403 981	381 006	135 446	82 157	152 499	353 928	54 880	-	-	817 091	342 825	76 309	-	-	-	-	-	-	-	-	76 309	-	1 624 028	746 806					
FEB	500 657	461 012	179 712	134 764	-	-	680 369	595 796	114 899	135 174	70 834	21 019	90 767	-	-	-	275 500	156 193	-	-	-	-	-	-	-	-	-	-	-	956 869	751 969					
<b>Total</b>	<b>1 111 477</b>	<b>838 069</b>	<b>299 520</b>	<b>161 708</b>	-	-	<b>1 410 997</b>	<b>999 777</b>	<b>495 905</b>	<b>270 620</b>	<b>152 991</b>	<b>173 518</b>	<b>444 695</b>	<b>54 880</b>	-	-	<b>1 093 591</b>	<b>499 018</b>	<b>76 309</b>	-	-	-	-	-	-	-	-	<b>76 309</b>	-	<b>2 580 897</b>	<b>1 498 795</b>					
MAR	462 934	821 637	-	80 870	-	-	462 934	902 507	450 817	604 703	98 324	155 179	65 930	-	-	-	615 071	759 882	51 591	-	-	-	-	21 941	-	-	-	51 591	21 941	1 129 596	1 684 330					
<b>Total</b>	<b>1 574 411</b>	<b>1 659 706</b>	<b>299 520</b>	<b>242 578</b>	-	-	<b>1 873 931</b>	<b>1 902 284</b>	<b>946 722</b>	<b>875 323</b>	<b>251 315</b>	<b>328 697</b>	<b>510 625</b>	<b>54 880</b>	-	-	<b>1 708 662</b>	<b>1 258 900</b>	<b>127 900</b>	-	-	-	-	<b>21 941</b>	-	-	-	<b>127 900</b>	<b>21 941</b>	<b>3 710 493</b>	<b>3 183 125</b>					
APR	573 399	905 083	89 856	53 914	-	-	669 255	959 003	602 946	511 454	120 791	170 414	157 514	66 237	-	-	851 254	748 105	26 121	-	-	-	-	44 368	-	-	-	26 121	-	1 575 630	1 707 107					
<b>Total</b>	<b>2 152 810</b>	<b>2 564 794</b>	<b>389 376</b>	<b>296 492</b>	-	-	<b>2 542 186</b>	<b>2 861 286</b>	<b>1 549 668</b>	<b>1 386 777</b>	<b>372 109</b>	<b>499 111</b>	<b>668 139</b>	<b>121 117</b>	-	-	<b>2 589 916</b>	<b>2 007 005</b>	<b>154 021</b>	-	-	-	-	<b>66 307</b>	-	-	-	<b>154 021</b>	<b>21 941</b>	<b>5 286 123</b>	<b>4 690 232</b>					
MAY	642 235	1 852 083	89 856	134 784	-	-	732 091	1 986 867	399 340	1 022 717	118 306	377 342	117 735	480 900	-	-	635 361	1 880 959	47 592	-	-	-	-	-	-	-	47 592	-	1 415 064	3 867 626						
<b>Total</b>	<b>2 795 045</b>	<b>4 416 877</b>	<b>479 232</b>	<b>431 276</b>	-	-	<b>3 274 277</b>	<b>4 848 153</b>	<b>1 949 008</b>	<b>2 409 494</b>	<b>490 415</b>	<b>876 453</b>	<b>785 874</b>	<b>602 017</b>	-	-	<b>3 225 297</b>	<b>3 887 964</b>	<b>201 613</b>	-	-	-	-	<b>66 307</b>	-	-	-	<b>201 613</b>	<b>21 941</b>	<b>6 701 187</b>	<b>8 758 058</b>					
JUN	301 879	1 832 893	44 929	56 794	-	-	346 807	1 889 687	755 066	262 866	206 246	208 378	219 484	322 935	-	-	1 190 386	794 200	51 599	-	-	-	-	169 727	-	-	51 599	169 727	2 198 802	2 852 614						
<b>Total</b>	<b>3 696 924</b>	<b>6 249 770</b>	<b>524 160</b>	<b>488 070</b>	-	-	<b>4 221 084</b>	<b>6 737 840</b>	<b>2 714 674</b>	<b>2 672 390</b>	<b>696 661</b>	<b>1 084 832</b>	<b>1 004 358</b>	<b>924 952</b>	-	-	<b>4 415 693</b>	<b>4 682 164</b>	<b>253 212</b>	-	-	-	-	<b>235 034</b>	-	-	-	<b>253 212</b>	<b>199 668</b>	<b>6 889 989</b>	<b>11 610 672</b>					
JUL	521 880	1 462 467	29 952	107 827	-	-	551 832	1 570 294	252 907	627 774	241 089	206 806	130 393	314 429	-	-	624 389	1 149 009	-	-	-	-	-	-	524 825	-	-	524 825	1 176 221	3 244 128						
<b>Total</b>	<b>4 218 804</b>	<b>7 712 237</b>	<b>554 112</b>	<b>595 897</b>	-	-	<b>4 772 916</b>	<b>8 308 134</b>	<b>2 967 381</b>	<b>3 300 154</b>	<b>937 790</b>	<b>1 291 638</b>	<b>1 134 751</b>	<b>1 239 381</b>	-	-	<b>5 040 062</b>	<b>5 831 173</b>	<b>253 212</b>	-	-	-	-	<b>759 859</b>	-	-	<b>253 212</b>	<b>715 493</b>	<b>10 066 210</b>	<b>14 854 800</b>						
AUG	411 349	-	59 504	-	-	-	471 253	-	424 520	211 776	-	-	87 972	-	-	-	734 268	-	24 897	-	-	-	-	-	-	-	-	24 897	-	1 230 618	-					
<b>Total</b>	<b>4 630 153</b>	<b>7 712 237</b>	<b>614 016</b>	<b>595 897</b>	-	-	<b>5 244 169</b>	<b>8 308 134</b>	<b>3 392 101</b>	<b>3 300 154</b>	<b>1 149 526</b>	<b>1 291 638</b>	<b>1 232 723</b>	<b>1 239 381</b>	-	-	<b>5 774 350</b>	<b>5 831 173</b>	<b>278 109</b>	-	-	-	-	<b>759 859</b>	-	-	<b>278 109</b>	<b>715 493</b>	<b>11 296 628</b>	<b>14 854 800</b>						
SEP	383 525	-	74 880	-	-	-	458 405	-	368 624	156 994	-	-	102 120	-	-	-	627 538	-	40	-	-	-	-	-	-	-	40	-	1 085 943	-						
<b>Total</b>	<b>5 019 678</b>	<b>7 712 237</b>	<b>688 995</b>	<b>595 897</b>	-	-	<b>5 702 574</b>	<b>8 308 134</b>	<b>3 760 925</b>	<b>3 300 154</b>	<b>1 306 120</b>	<b>1 291 638</b>	<b>1 334 843</b>	<b>1 239 381</b>	-	-	<b>6 401 888</b>	<b>5 831 173</b>	<b>278 109</b>	-	-	-	-	<b>759 859</b>	-	-	<b>278 109</b>	<b>715 493</b>	<b>12 362 571</b>	<b>14 854 800</b>						
OCT	333 883	-	74 880	-	-	-	408 763	-	346 416	107 362	-	-	130 695	-	-	-	584 473	-	-	-	-	-	-	-	-	-	-	-	893 236	-						
<b>Total</b>	<b>5 347 561</b>	<b>7 712 237</b>	<b>763 776</b>	<b>595 897</b>	-	-	<b>6 111 337</b>	<b>8 308 134</b>	<b>4 107 341</b>	<b>3 300 154</b>	<b>1 413 482</b>	<b>1 291 638</b>	<b>1 465 538</b>	<b>1 239 381</b>	-	-	<b>6 986 361</b>	<b>5 831 173</b>	<b>278 109</b>	-	-	-	-	<b>759 859</b>	-	-	<b>278 109</b>	<b>715 493</b>	<b>13 375 807</b>	<b>14 854 800</b>						
NOV	638 183	-	74 880	-	-	-	713 063	-	370 858	189 547	-	-	93 365	-	-	-	653 770	-	25 331	-	-	-	-	-	-	-	25 331	-	1 392 164	-						
<b>Total</b>	<b>5 985 744</b>	<b>7 712 237</b>	<b>838 656</b>	<b>595 897</b>	-	-	<b>6 824 400</b>	<b>8 308 134</b>	<b>4 478 199</b>	<b>3 300 154</b>	<b>1 603 029</b>	<b>1 291 638</b>	<b>1 558 263</b>	<b>1 239 381</b>	-	-	<b>7 640 151</b>	<b>5 831 173</b>	<b>303 440</b>	-	-	-	-	<b>759 859</b>	-	-	<b>303 440</b>	<b>715 493</b>	<b>14 767 971</b>	<b>14 854 800</b>						
DEC	253 667	-	29 952	-	-	-	283 619	-	137 367	64 621	-	-	64 690	-	-	-	242 678	-	-	-	-	-	-	-	-	-	-	526 297	-							
<b>TOTAL</b>	<b>6 239 411</b>	<b>7 712 237</b>	<b>868 608</b>	<b>595 897</b>	-	-	<b>7 108 019</b>	<b>8 308 134</b>	<b>4 615 566</b>	<b>3 300 154</b>	<b>1 643 650</b>	<b>1 291 638</b>	<b>1 623 593</b>	<b>1 239 381</b>	-	-	<b>7 882 809</b>	<b>5 831 173</b>	<b>303 440</b>	-	-	-	-	<b>759 859</b>	-	-	<b>303 440</b>	<b>715 493</b>	<b>15 294 268</b>	<b>14 854 800</b>						

Note: Processed Beef Included  
ROW Rest of the World

**SHEEP MEAT EXPORTS BY DESTINATION 2019 (KG)**

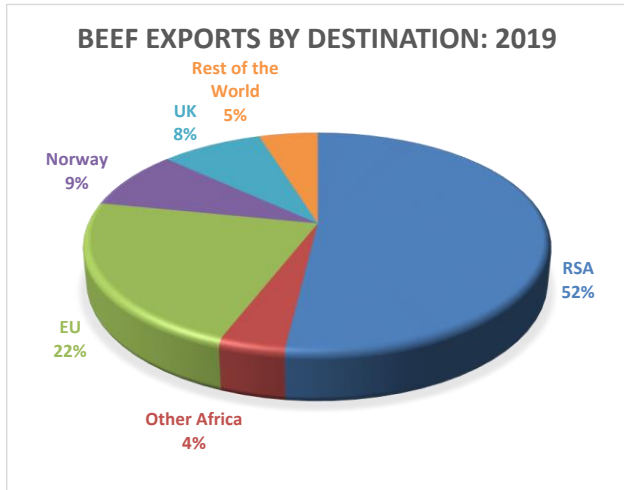
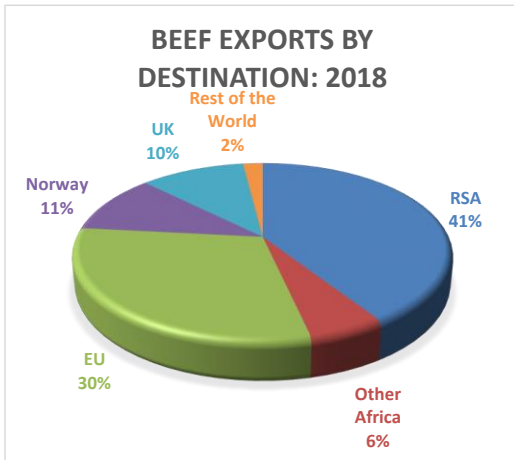


MONTH	EXPORTS- SHEEP MEAT									
	SOUTH AFRICA		EUROPE				OTHER COUNTRIES		TOTAL EXPORTS	
	2018	2019	2018	2019	2018	2019	2018	2019	2018	2019
	Sheep Meat		Sheep Meat		Sheep Meat		Sheep Meat		Sheep Meat	
JAN	148 824	171 193	-	-	-	-	-	-	148 824	171 193
FEB	161 107	230 696	-	-	-	-	-	-	161 107	230 696
<b>Total</b>	<b>309 931</b>	<b>391 889</b>	-	-	-	-	-	-	<b>309 931</b>	<b>391 889</b>
MAR	365 201	470 220	-	-	-	265	365 201	470 485	730 402	940 705
<b>Total</b>	<b>675 132</b>	<b>862 109</b>	-	-	-	<b>265</b>	<b>675 132</b>	<b>862 374</b>	<b>1 375 534</b>	<b>1 803 084</b>
APR	412 967	587 361	-	-	-	-	412 967	587 361	825 934	1 174 722
<b>Total</b>	<b>1 088 099</b>	<b>1 449 493</b>	-	-	-	<b>265</b>	<b>1 088 099</b>	<b>1 449 758</b>	<b>2 176 133</b>	<b>2 918 806</b>
MAY	428 336	347 273	-	-	-	-	428 336	347 273	875 672	694 546
<b>Total</b>	<b>1 516 435</b>	<b>1 796 766</b>	-	-	-	<b>265</b>	<b>1 516 435</b>	<b>1 797 031</b>	<b>3 032 568</b>	<b>3 715 842</b>
JUN	307 525	292 205	-	-	-	-	307 525	292 205	604 730	584 410
<b>Total</b>	<b>1 823 960</b>	<b>2 088 971</b>	-	-	-	<b>265</b>	<b>1 823 960</b>	<b>2 089 236</b>	<b>3 647 990</b>	<b>4 273 652</b>
JUL	242 338	175 447	-	-	-	-	242 338	175 447	484 676	350 894
<b>Total</b>	<b>2 066 298</b>	<b>2 264 418</b>	-	-	-	<b>265</b>	<b>2 066 298</b>	<b>2 264 683</b>	<b>4 133 296</b>	<b>4 544 546</b>
AUG	171 667	-	-	-	-	-	171 667	-	171 667	-
<b>Total</b>	<b>2 237 965</b>	<b>2 264 418</b>	-	-	-	<b>265</b>	<b>2 237 965</b>	<b>2 264 683</b>	<b>4 371 931</b>	<b>4 544 546</b>
SEP	212 434	-	-	-	-	-	212 434	-	212 434	-
<b>Total</b>	<b>2 450 399</b>	<b>2 264 418</b>	-	-	-	<b>265</b>	<b>2 450 399</b>	<b>2 264 683</b>	<b>4 624 370</b>	<b>4 544 546</b>
OCT	191 120	-	-	-	-	-	191 120	-	191 120	-
<b>Total</b>	<b>2 641 519</b>	<b>2 264 418</b>	-	-	-	<b>265</b>	<b>2 641 519</b>	<b>2 264 683</b>	<b>4 815 490</b>	<b>4 544 546</b>
NOV	236 813	-	-	-	-	-	236 813	-	236 813	-
<b>Total</b>	<b>2 878 332</b>	<b>2 264 418</b>	-	-	-	<b>265</b>	<b>2 878 332</b>	<b>2 264 683</b>	<b>5 052 303</b>	<b>4 544 546</b>
DEC	148 994	-	-	-	-	-	148 994	-	148 994	-
<b>TOTAL</b>	<b>3 027 526</b>	<b>2 264 418</b>	-	-	-	<b>265</b>	<b>3 027 526</b>	<b>2 264 683</b>	<b>6 055 052</b>	<b>4 544 546</b>

**Beef Exports by Destination- 2018**
**Beef Exports Exports by Destination- 2019**

	Mass (KG)	% Share
RSA	6 239 411	40.80%
Other Africa	868 608	5.68%
EU	4 615 566	30.18%
Norway	1 643 650	10.75%
UK	1 623 593	10.62%
Rest of the World	303 440	1.98%
	<b>15 294 268</b>	<b>100.00%</b>

	Mass (KG)	% Share
RSA	7 712 237	51.92%
Other Africa	595 897	4.01%
EU	3 300 154	22.22%
Norway	1 291 638	8.70%
UK	1 239 381	8.34%
Rest of the World	715 493	4.82%
	<b>14 854 800</b>	<b>100.00%</b>

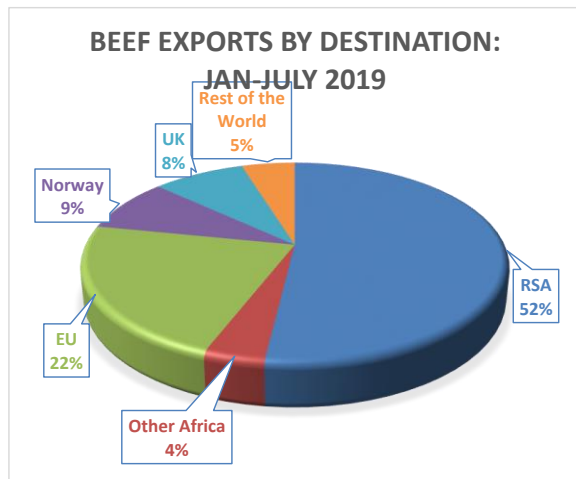
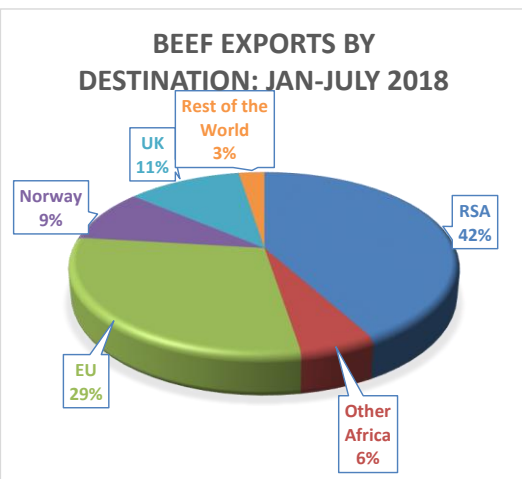


Period: January - July 2018

	Mass (KG)	% Share
RSA	4 218 804	41.91%
Other Africa	554 112	5.50%
EU	2 967 581	29.48%
Norway	937 750	9.32%
UK	1 134 751	11.27%
Rest of the World	253 212	2.52%
	<b>10 066 210</b>	<b>100.00%</b>

Period: January - July 2019

	Mass (KG)	% Share
RSA	7 712 237	51.92%
Other Africa	595 897	4.01%
EU	3 300 154	22.22%
Norway	1 291 638	8.70%
UK	1 239 381	8.34%
Rest of the World	715 493	4.82%
	<b>14 854 800</b>	<b>100.00%</b>





IMPORTS OF LIVESTOCK AND MEAT PRODUCTS								
2019								
MONTH	LIVESTOCK (N)				MEAT (KG)			
	CATTLE	SHEEP	GOAT	PIG	BEEF	MUTTON	PORK	PROCESSED AND CANNED MEAT
JAN	-	-	-	-	200 013	939	157 411	52 533
FEB	-	-	-	-	142 630	19 222	299 357	199 143
MAR	-	-	-	-	35 993	17 275	269 518	197 608
APR	-	-	-	-	22 000	-	175 545	263 810
MAY	-	-	-	-	73 452	10 150	424 120	243 172
JUN	-	-	-	-	44 198	10 289	241 702	244 582
JUL	-	-	-	-	102 814	10 984	291 024	256 741
AUG								
SEP								
OCT								
NOV								
DEC								
<b>TOTAL 2019</b>	-	-	-	-	621 100	68 859	1 858 677	1 457 589
<b>TOTAL 2018</b>	501	1 143	281	661	1 575 548	116 724	2 630 593	2 777 646

\*Beef, Mutton and Pork figures exclusive of processed products



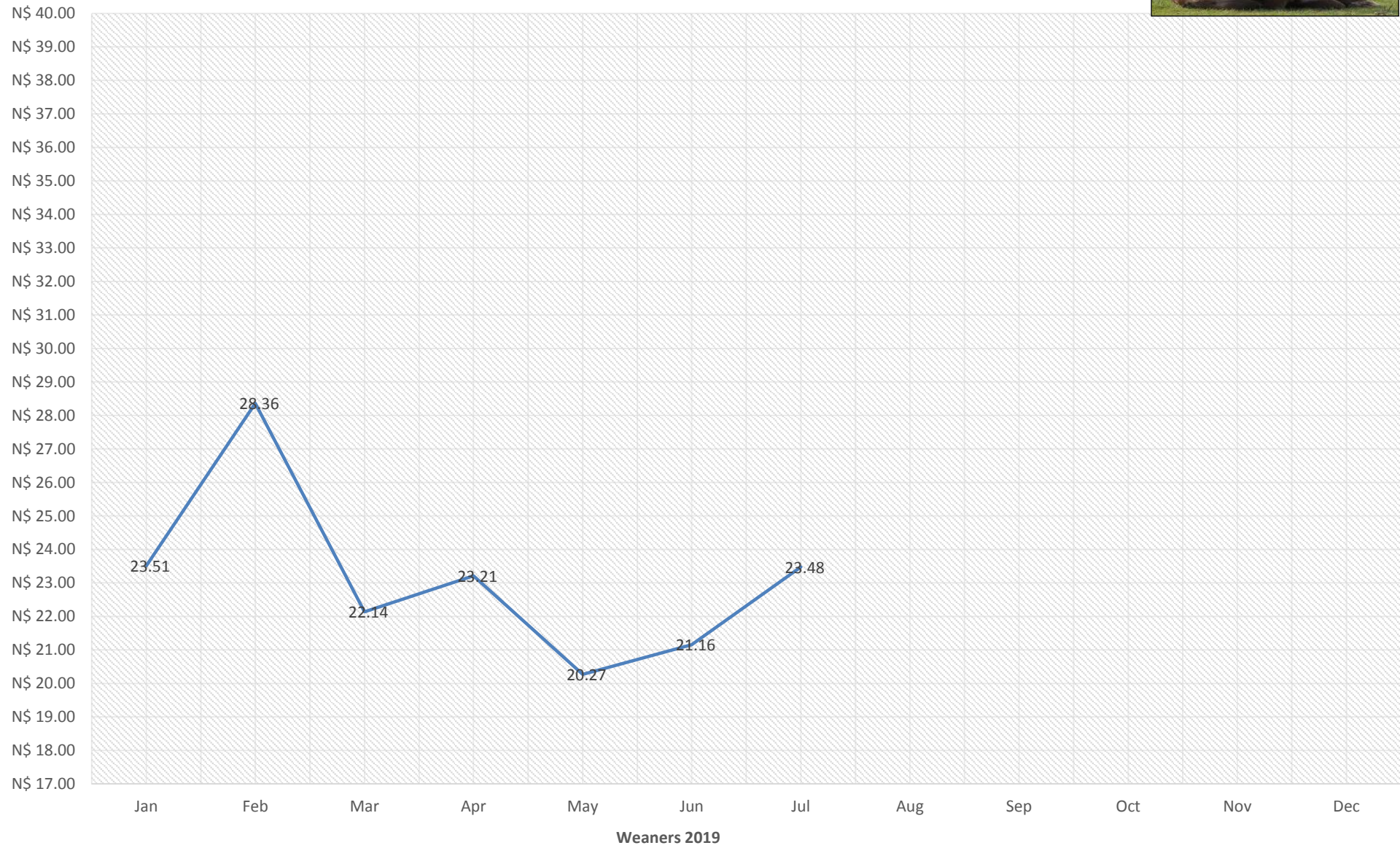
NATIONAL LIVESTOCK AUCTIONS: CATTLE AVERAGE PRICE														Meat Board of Namibia	
2019														AVG 2019	AVG 2018
TYPE	Jan	Feb	Mar	Apr	May	Jun	Jul	Aug	Sep	Oct	Nov	Dec			
<b>WEANERS</b>															
<i>NS/kg</i>	23.51	28.36	22.14	23.21	20.27	21.16	23.48							23.16	25.19
<b>TOLLY</b>															
<i>NS/kg</i>	27.91	30.65	24.73	25.53	22.51	24.73	25.81							25.98	28.60
<b>STORES</b>															
<i>NS/kg</i>	23.95	24.56	19.87	19.41	18.16	19.50	20.38							20.83	22.56
<b>SLAUGHTER OXEN</b>															
<i>NS/kg</i>	24.45	24.47	20.51	19.11	19.19	20.79	20.41							21.28	20.58
<b>SLAUGHTER HEIFERS</b>															
<i>NS/kg</i>	23.43	23.06	18.79	20.05	17.78	19.03	20.86							20.43	21.05
<b>COW LEAN</b>															
<i>NS/kg</i>	17.24	17.09	12.63	12.75	11.68	13.29	13.49							14.02	14.60
<b>COW FAT</b>															
<i>NS/kg</i>	25.56	23.81	18.39	19.88	18.68	20.07	21.05							21.06	19.40
<b>LABTA form the basis for National Auction prices</b>															


NATIONAL LIVESTOCK AUCTIONS: CATTLE AVERAGE MASS														Meat Board of Namibia	
2019														Total 2019	
TYPE	Jan	Feb	Mar	Apr	May	Jun	Jul	Aug	Sep	Oct	Nov	Dec			
<b>WEANERS</b>															
<i>KG</i>	126.00	159.00	161.00	161.00	167.00	155.00	162.00							155.86	
<b>TOLLIES</b>															
<i>KG</i>	174.00	187.00	186.00	194.00	198.00	186.00	189.00							187.71	
<b>HEIFERS</b>															
<i>KG</i>	185.00	195.00	200.00	205.00	196.00	192.00	191.00							194.86	
<b>STORE OXEN</b>															
<i>KG</i>	288.00	298.00	295.00	309.00	296.00	326.00	291.00							300.43	
<b>STORE HEIFERS</b>															
<i>KG</i>	276.00	287.00	294.00	285.00	298.00	294.00	288.00							288.86	
<b>SLAUGHTER OXEN</b>															
<i>KG</i>	472.00	484.00	447.00	457.00	448.00	476.00	483.00							466.71	
<b>SLAUGHTER HEIFERS</b>															
<i>KG</i>	322.00	323.00	384.00	360.00	365.00	365.00	391.00							358.57	
<b>COWS FAT</b>															
<i>KG</i>	484.00	469.00	465.00	468.00	482.00	474.00	476.00							474.00	
<b>COWS MEDIUM</b>															
<i>KG</i>	411.00	406.00	420.00	428.00	430.00	430.00	432.00							422.43	
<b>COW LEAN</b>															
<i>KG</i>	355.00	353.00	355.00	374.00	365.00	367.00	364.00							361.86	
<b>SLAUGHTER BULLS</b>															
<i>KG</i>	554.00	519.00	561.00	558.00	595.00	580.00	581.00							564.00	
<b>COWS WITH CALFS</b>															
<i>KG</i>	-	-	-	-	-	-	-							-	
<b>LABTA form the basis for National Auction prices</b>															






# Weaner Auction Prices



NATIONAL LIVESTOCK AUCTIONS: GOAT AVERAGE PRICE														
2019														
TYPE	Jan	Feb	Mar	Apr	May	Jun	Jul	Aug	Sep	Oct	Nov	Dec	AVG 2019	
<b>GOAT LAMB</b>														
<i>NS/kg</i>	25.26	26.22	27.58	24.53	28.18	27.25	27.03						26.58	
<b>GOAT KAPATER</b>														
<i>NS/kg</i>	22.96	27.16	27.97	28.21	27.46	28.14	25.58						26.78	
<b>GOAT EWE</b>														
<i>NS/kg</i>	21.97	20.88	22.81	20.56	19.01	22.54	23.23						21.57	
<b>GOAT EWE&amp;LAMB</b>														
<i>NS/kg</i>													#DIV/0!	
<b>GOAT RAM</b>														
<i>NS/kg</i>	18.05	22.37	24.86	23.49	21.89	23.59	26.61						22.98	
<b>LABTA form the basis for National Auction prices</b>														

NATIONAL LIVESTOCK AUCTIONS: GOAT AVERAGE MASS														
2019														
TYPE	Jan	Feb	Mar	Apr	May	Jun	Jul	Aug	Sep	Oct	Nov	Dec	Total 2019	
<b>GOAT LAMB</b>														
<i>KG</i>	23.00	21.00	24.00	25.00	18.00	26.00	26.00						23.29	
<b>GOAT KAPATER</b>														
<i>KG</i>	31.00	32.00	32.00	39.00	29.00	39.00	36.00						34.00	
<b>GOAT EWE</b>														
<i>KG</i>	37.00	39.00	38.00	43.00	36.00	40.00	39.00						38.86	
<b>GOAT EWE&amp;LAMB</b>														
<i>KG</i>													#DIV/0!	
<b>GOAT RAM</b>														
<i>KG</i>	54.00	46.00	43.00	40.00	36.00	44.00	35.00						42.57	
<b>LABTA form the basis for National Auction prices</b>														

NATIONAL LIVESTOCK AUCTIONS: GOAT MARKETING  
2019



TYPE	Jan	Feb	Mar	Apr	May	Jun	Jul	Aug	Sep	Oct	Nov	Dec	Total 2019
<b>GOAT LAMB</b>													
<i>Heads</i>	680	1 163	1 314	1 196	923	2 882	4 614						12 772
<b>GOAT KAPATER</b>													
<i>Heads</i>	2 273	2 096	2 110	3 010	2 978	2 782	2 969						18 218
<b>GOAT EWE</b>													
<i>Heads</i>	1 838	2 061	2 044	3 041	2 479	3 916	4 751						20 130
<b>GOAT EWE&amp;LAMB</b>													
<i>Heads</i>	27	-	20	14	-	23	18						102
<b>GOAT RAM</b>													
<i>Heads</i>	147	201	243	610	284	623	672						2 780

LABTA form the basis for National Auction prices

NATIONAL LIVESTOCK AUCTIONS: SHEEP AVERAGE PRICE														Meat Board of Namibia
2019														
TYPE	Jan	Feb	Mar	Apr	May	Jun	Jul	Aug	Sep	Oct	Nov	Dec	AVG 2019	
<b>SHEEP LAMB DORPER</b>														
<i>NS/kg</i>	25.96	28.84	25.76	19.84	20.87	25.97	27.31						24.94	
<b>SHEEP CASTRATE DORPER</b>														
<i>NS/kg</i>	25.08	25.77	23.99	18.92	21.46	23.11	22.53						22.98	
<b>SHEEP EWE DORPER</b>														
<i>NS/kg</i>	23.36	21.25	18.11	23.03	16.76	20.68	21.37						20.65	
<b>SHEEP EWE&amp;LAMB SHEEP</b>														
<i>NS/kg</i>													#DIV/0!	
<b>SHEEP RAM DORPER</b>														
<i>NS/kg</i>	19.17	19.61	19.26	16.81	15.19	17.21	17.31						17.79	
<b>LABTA form the basis for National Auction prices</b>														

NATIONAL LIVESTOCK AUCTIONS: SHEEP AVERAGE MASS														Meat Board of Namibia
2019														
TYPE	Jan	Feb	Mar	Apr	May	Jun	Jul	Aug	Sep	Oct	Nov	Dec	Total 2019	
<b>SHEEP LAMB DORPER</b>														
<i>KG</i>	28.00	25.00	33.00	32.00	27.00	36.00	32.00						30.43	
<b>SHEEP CASTRATE DORPER</b>														
<i>KG</i>	36.00	35.00	32.00	35.00	36.00	39.00	36.00						35.57	
<b>SHEEP EWE DORPER</b>														
<i>KG</i>	36.00	39.00	40.00	42.00	40.00	45.00	48.00						41.43	
<b>SHEEP EWE&amp;LAMB SHEEP</b>														
<i>KG</i>													#DIV/0!	
<b>SHEEP RAM DORPER</b>														
<i>KG</i>	51.00	49.00	50.00	52.00	48.00	55.00	64.00						52.71	
<b>LABTA form the basis for National Auction prices</b>														

NATIONAL LIVESTOCK AUCTIONS: SHEEP MARKETING  
2019



TYPE	Jan	Feb	Mar	Apr	May	Jun	Jul	Aug	Sep	Oct	Nov	Dec	Total 2019
<b>SHEEP LAMB DORPER</b>													
<i>Heads</i>	1 337	1 878	2 834	2 246	2 155	6 783	5 192						22 425
<b>SHEEP CASTRATE DORPER</b>													
<i>Heads</i>	1 762	1 220	1 352	1 492	1 160	3 371	3 411						13 768
<b>SHEEP EWE DORPER</b>													
<i>Heads</i>	1 806	1 766	2 531	3 524	2 380	4 188	3 575						19 770
<b>SHEEP EWE&amp;LAMB SHEEP</b>													
<i>Heads</i>	16	7	12	8	-	28	-						71
<b>SHEEP RAM DORPER</b>													
<i>Heads</i>	139	201	364	324	420	561	288						2 297

LABTA form the basis for National Auction prices

**EXPORT ABATTOIRS S-VCF: AVERAGE BEEF PRODUCER PRICES - (KG)**  
2019



GRADES	Jan-19	Feb-19	Mar-19	Apr-19	May-19	Jun-19	Jul-19	Aug-19	Sep-19	Oct-19	Nov-19	Dec-19	W/AVG 2019
A0	40.94	41.37	41.75	41.25	42.69	39.87	40.03						41.13
A1	46.81	46.84	45.81	45.24	45.96	46.66	45.61						46.13
A2	47.05	47.15	46.90	46.89	46.97	46.97	45.88						46.83
A3	46.40	47.10	47.00	47.00	46.99	47.07	45.75						46.76
A4		47.10	47.18	47.23	47.02	46.93	45.48						46.82
A5		47.09			46.50								46.80
A6				47.45									47.45
AB0	40.52	42.85	42.03	42.16	42.62	41.14	39.24						41.51
AB1	46.59	46.11	46.47	45.98	46.71	46.34	45.71						46.27
AB2	46.91	47.17	46.98	46.90	47.07	47.06	45.96						46.86
AB3	46.83	47.15	47.09	47.09	47.10	47.15	46.08						46.93
AB4	46.48	47.20	47.22	47.26	46.77	47.00	45.79						46.82
AB5	46.21	47.35			45.00	47.38							46.49
AB6	47.25				47.45								47.35
B0	38.24	41.97	41.43	40.43	40.65	39.57	38.37						40.09
B1	43.25	44.39	45.27	44.66	45.40	44.75	44.62						44.62
B2	46.15	46.08	45.90	45.89	45.99	45.82	45.00						45.83
B3	45.66	46.21	45.86	45.76	46.04	45.75	44.99						45.75
B4	45.71	46.03	44.95	46.35	45.86	45.20	44.59						45.53
B5	45.71	46.25	46.31	46.37	46.34	45.59	43.67						45.75
B6		46.33	45.47	46.33	46.28	45.27	46.43						46.02
C0	38.47	38.58	38.64	36.03	37.87	35.02	33.30						36.84
C1	41.31	44.02	45.37	44.50	45.25	45.27	43.65						44.20
C2	43.64	45.70	45.81	45.66	45.88	45.82	43.89						45.20
C3	43.62	45.98	45.79	45.83	45.91	45.70	44.02						45.27
C4	44.38	44.49	45.58	43.60	45.73	45.88	43.85						44.79
C5	45.48	44.01	45.75	45.35	45.66	45.75	44.17						45.17
C6	45.61	46.04	45.81	44.71	45.72	45.22	43.64						45.25
Measels	36.15	33.08	32.25	32.88	34.84	42.72	40.14						36.01
Condemed	40.94	16.77	18.00	17.36	20.03	16.49	17.73						21.05
													Avg Price
AVG 2019	44.09	43.94	43.72	43.56	44.22	43.83	42.60						43.71

\*Source: All Export Abattoirs

## AVERAGE BEEF PRODUCER PRICES (N\$/KG)



	Jan-19	Feb-19	Mar-19	Apr-19	May-19	Jun-19	Jul-19	Aug-19	Sep-19	Oct-19	Nov-19	Dec-19
▲ 2019	44.09	43.94	43.72	43.56	44.22	43.83	42.60					





EXPORT ABATTOIRS S-VCF: GRADES OF BEEF CARCASSES (% Exported)														Meat Board of Namibia
2019														
% GRADES (Exported)	Jan-19	Feb-19	Mar-19	Apr-19	May-19	Jun-19	Jul-19	Aug-19	Sep-19	Oct-19	Nov-19	Dec-19	AVG 2019	
13.11%	A0	0.50%	3.53%	2.75%	0.77%	0.90%	0.75%	1.26%					1.49%	
	A1	2.93%	5.85%	4.09%	2.09%	1.90%	1.93%	1.69%					2.93%	
	A2	1.82%	5.30%	8.08%	5.18%	11.28%	7.05%	9.03%					6.82%	
	A3	1.82%	5.30%	0.71%	0.38%	1.29%	0.66%	0.91%					1.58%	
	A4		0.39%	0.03%	0.02%	0.07%	0.03%	0.07%					0.10%	
	A5		0.34%			0.01%							0.17%	
37.44%	A6			0.01%									0.01%	
	AB0	1.49%	5.08%	8.50%	2.57%	2.85%	1.72%	1.98%					3.46%	
	AB1	2.98%	11.04%	10.99%	4.46%	4.08%	2.98%	3.96%					5.79%	
	AB2	5.63%	25.90%	13.18%	6.08%	8.39%	7.50%	7.12%					10.54%	
	AB3	19.49%	96.61%	1.39%	0.61%	1.46%	1.25%	0.99%					17.40%	
	AB4	0.06%	0.61%	0.09%	0.06%	0.08%	0.11%	0.08%					0.15%	
38.76%	AB5	0.06%	0.22%			0.01%	0.01%						0.07%	
	AB6	0.06%				0.01%							0.03%	
	B0	2.87%	13.25%	13.65%	4.25%	4.23%	2.89%	3.97%					6.45%	
	B1	5.47%	19.71%	23.05%	8.47%	6.10%	4.91%	6.63%					10.62%	
	B2	11.49%	37.11%	32.54%	11.89%	10.76%	12.23%	10.09%					18.02%	
	B3	2.04%	8.39%	4.27%	1.56%	1.81%	2.34%	1.58%					3.14%	
69.85%	B4	0.22%	0.83%	0.45%	0.13%	0.21%	0.20%	0.17%					0.32%	
	B5	0.25%	0.85%	0.03%	0.03%	0.04%	0.02%	0.04%					0.18%	
	B6	0.00%	0.17%	0.05%	0.02%	0.02%	0.03%	0.01%					0.04%	
	C0	10.71%	20.04%	19.31%	6.61%	6.65%	7.99%	9.28%					11.51%	
	C1	6.90%	18.44%	20.22%	8.54%	8.26%	7.94%	7.73%					11.15%	
	C2	20.21%	72.50%	51.44%	25.80%	21.12%	26.57%	23.21%					34.41%	
1.52%	C3	5.91%	29.82%	11.72%	5.89%	4.68%	7.77%	5.50%					10.18%	
	C4	1.27%	4.75%	2.04%	0.57%	0.69%	1.22%	0.98%					1.64%	
	C5	0.33%	1.44%	0.52%	0.15%	0.15%	0.34%	0.23%					0.45%	
	C6	0.44%	1.38%	0.78%	0.15%	0.21%	0.25%	0.26%					0.50%	
Measels	1.38%	1.33%	1.31%	0.58%	1.11%	1.05%	1.00%						1.11%	
Condemed		0.72%	0.59%	0.22%	0.31%	0.27%	0.34%						0.41%	
Carcasses (n)													TOTAL	
Total (n) 2019													81 722	
*Source: All Export Abattoirs														

**EXPORT ABATTOIRS S-VCF: AVERAGE BEEF CARCASS MASS - (KG)**

**2019**



GRADES	Jan-19	Feb-19	Mar-19	Apr-19	May-19	Jun-19	Jul-19	Aug-19	Sep-19	Oct-19	Nov-19	Dec-19	AVG 2019
A0	180.96	180.02	174.64	182.28	183.81	161.73	176.89						177.19
A1	209.77	184.70	198.69	199.72	205.84	203.41	191.65						199.11
A2	213.69	211.70	221.35	215.69	218.15	221.94	217.68						217.17
A3	209.29	227.00	230.48	653.99	220.91	229.91	226.42						285.43
A4													-
A5													-
A6													-
AB0	90.78	181.45	193.28	197.26	196.92	189.94	187.78						176.77
AB1	143.29	192.32	210.70	208.30	218.41	205.37	206.85						197.89
AB2	161.49	231.50	231.14	228.89	229.98	235.37	231.19						221.37
AB3	178.23	242.27	240.86	236.76	238.23	245.77	251.15						233.32
AB4	87.90	238.90	252.32	242.90		239.94	254.14						223.05
AB5	109.60	264.50			233.20	276.90							221.05
AB6	242.30												242.30
B0	379.84	183.82	213.44	214.31	204.81	207.41	201.76						229.34
B1	330.43	223.85	228.44	226.01	228.04	221.52	219.89						239.74
B2	302.23	239.31	243.65	239.35	243.42	245.56	238.61						250.30
B3	272.93	244.35	266.81	250.73	255.58	264.90	257.19						258.93
B4	301.63	256.77	271.88	269.70	260.94	276.10	283.69						274.39
B5	338.75	263.60	248.70	294.80	289.63	294.90	272.99						286.19
B6													-
C0	182.39	200.83	211.22	205.51	205.55	198.04	193.62						199.60
C1	220.87	218.22	261.87	225.94	227.09	225.21	216.09						227.90
C2	239.56	233.74	241.06	235.51	240.51	238.22	234.06						237.52
C3	263.63	265.88	264.19	253.33	266.07	267.36	263.70						263.45
C4	277.17	278.32	281.20	275.20	284.00	288.99	276.05						280.13
C5	269.70	289.03	308.26	269.74	308.79	290.78	288.42						289.25
C6	285.11	312.64	304.85	308.40	330.56	311.27	329.15						311.71
Measels	221.57	241.61	239.35	224.28	244.58	234.94	225.12						233.06
Condemed	180.96	246.30	235.80	234.40	230.80	245.00	227.80						228.72

**Avg mass**

<b>AVG 2019</b>	<b>226.70</b>	<b>234.11</b>	<b>240.59</b>	<b>253.88</b>	<b>240.23</b>	<b>241.03</b>	<b>236.33</b>						<b>238.98</b>
-----------------	---------------	---------------	---------------	---------------	---------------	---------------	---------------	--	--	--	--	--	---------------

**Note: A blank cell implies that no animals of that grade were slaughtered.**

**EXPORT ABATTOIRS S-VCF: AVERAGE SHEEP PRODUCER PRICES - (KG)  
2019**



GRADES	Jan-19	Feb-19	Mar-19	Apr-19	May-19	Jun-19	Jul-19	Aug-19	Sep-19	Oct-19	Nov-19	Dec-19	AVG 2019
A0	38.41	42.15	38.13	34.38	32.94	37.47	42.50						38.00
A1	57.65	58.24	56.98	51.62	50.27	55.11	58.76						55.52
A2	58.52	59.11	57.64	52.40	51.14	55.98	59.28						56.29
A3	58.52	59.11	57.26	52.40	51.14	55.98	59.28						56.24
A4	48.42	48.41	44.58	39.05	38.05	44.72	46.56						44.26
A5	41.26	43.52	40.13	34.03	32.07	40.05	41.97						39.00
A6	41.26	43.52	40.13	34.03	32.07	40.05	41.97						39.00
AB0	33.15	37.34	35.00	31.31	28.35	32.13	31.15						32.63
AB1	47.32	51.90	49.39	43.64	40.50	45.26	44.60						46.09
AB2	48.01	52.01	49.50	44.07	40.93	46.46	45.13						46.59
AB3	48.01	52.01	49.50	44.07	40.93	46.46	45.13						46.59
AB4	41.79	43.67	39.61	35.25	31.59	37.98	37.87						38.25
AB5	37.36	38.35	34.50	29.79	26.48	33.52	32.58						33.23
AB6	37.36	38.35	34.50	29.79	26.48	33.52	32.58						33.23
B0	32.49	34.57	30.72	26.20	23.24	27.35	28.32						28.98
B1	45.52	48.65	45.11	39.99	37.20	40.33	41.58						42.62
B2	46.20	48.65	45.11	40.07	37.20	40.65	41.67						42.79
B3	46.20	48.65	45.11	40.07	37.20	40.65	41.67						42.79
B4	40.96	40.74	35.87	31.33	29.59	32.72	33.02						34.89
B5	36.43	35.09	31.30	25.97	23.17	28.59	29.65						30.03
B6	36.43	35.09	31.30	25.97	23.17	28.59	29.65						30.03
C0	29.94	33.96	30.11	25.27	22.30	26.74	27.47						27.97
C1	44.33	47.37	43.83	38.12	34.89	38.46	38.87						40.84
C2	44.33	47.37	43.83	38.12	34.89	38.78	38.95						40.90
C3	44.33	47.37	43.83	38.12	34.89	38.78	38.95						40.90
C4	39.34	39.03	34.50	30.40	27.78	32.54	33.04						33.81
C5	34.56	34.03	30.04	24.94	22.67	28.09	28.80						29.02
C6	34.56	34.03	30.04	24.94	22.67	28.09	28.80						29.02
Measels													-
Condemed													-

AVG 2019	42.60	44.37	40.98	35.91	33.35	38.39	39.28						39.27
*Source: All Export Abattoirs													

## AVERAGE SHEEP PRODUCER PRICES (N\$/KG)



**EXPORT ABATTOIRS S-VCF: GRADES OF SHEEP CARCASSES (% Exported)**  
2019



% GRADES (Exported)		Jan-19	Feb-19	Mar-19	Apr-19	May-19	Jun-19	Jul-19	Aug-19	Sep-19	Oct-19	Nov-19	Dec-19	AVG 2019
73.12%	A0	3.33%	2.65%	3.59%	3.12%	3.54%	4.77%	4.72%						3.67%
	A1	8.54%	7.36%	7.20%	5.83%	8.20%	11.29%	9.95%						8.34%
	A2	50.19%	48.55%	46.66%	43.34%	40.32%	53.34%	49.73%						47.45%
	A3	9.21%	12.36%	10.79%	8.62%	7.84%	5.11%	8.87%						8.97%
	A4	2.40%	3.77%	3.12%	2.23%	2.23%	1.29%	2.08%						2.45%
	A5	1.03%	1.81%	1.76%	1.45%	1.39%	0.58%	0.97%						1.28%
5.59%	A6	0.66%	1.25%	1.31%	0.85%	1.05%	0.62%	0.93%						0.95%
	AB0	1.07%	0.69%	0.76%	0.47%	0.59%	0.30%	0.22%						0.59%
	AB1	1.38%	0.96%	1.36%	0.89%	0.71%	0.55%	0.29%						0.88%
	AB2	4.02%	3.42%	3.95%	4.10%	2.85%	2.18%	2.01%						3.22%
	AB3	0.65%	0.89%	0.54%	0.81%	0.55%	0.24%	0.34%						0.57%
	AB4	0.14%	0.33%	0.19%	0.18%	0.17%	0.10%	0.09%						0.17%
4.50%	AB5	0.12%	0.13%	0.10%	0.15%	0.09%	0.02%	0.09%						0.10%
	AB6	0.05%	0.07%	0.07%	0.09%	0.10%	0.04%	0.02%						0.06%
	B0	0.74%	0.39%	0.25%	0.26%	0.50%	0.33%	0.33%						0.40%
	B1	0.62%	0.37%	0.42%	0.54%	0.73%	0.77%	0.50%						0.57%
	B2	2.21%	2.21%	1.76%	4.08%	3.51%	2.68%	2.06%						2.64%
	B3	0.32%	0.49%	0.45%	0.84%	0.71%	0.53%	0.35%						0.53%
17.14%	B4	0.23%	0.13%	0.18%	0.26%	0.22%	0.10%	0.13%						0.18%
	B5	0.08%	0.08%	0.08%	0.15%	0.13%	0.06%	0.05%						0.09%
	B6	0.03%	0.02%	0.09%	0.09%	0.20%	0.07%	0.15%						0.09%
	C0	2.60%	2.31%	2.38%	3.09%	2.19%	3.26%	2.37%						2.60%
	C1	1.70%	1.96%	2.10%	2.38%	2.51%	2.81%	2.22%						2.24%
	C2	6.78%	9.71%	8.64%	11.86%	11.75%	11.11%	8.75%						9.80%
#DIV/0!	C3	1.37%	1.63%	1.41%	2.15%	1.70%	1.37%	1.28%						1.56%
	C4	0.27%	0.53%	0.41%	0.76%	0.42%	0.38%	0.41%						0.45%
	C5	0.17%	0.16%	0.20%	0.48%	0.08%	0.20%	0.28%						0.22%
	C6	0.08%	0.12%	0.23%	0.40%	0.11%	0.17%	0.74%						0.26%
#DIV/0!	Measels													#DIV/0!
#DIV/0!	Condemed													#DIV/0!

Carcasses (n)														TOTAL	
Total (n) 2019	13 173	13807	26871	29800	22304	14311	11601								131 867

\*Source: NNMP and FMMM

**EXPORT ABATTOIRS S-VCF: AVERAGE SHEEP CARCASS MASS - (KG)**

**2019**



GRADES	Jan-19	Feb-19	Mar-19	Apr-19	May-19	Jun-19	Jul-19	Aug-19	Sep-19	Oct-19	Nov-19	Dec-19	AVG 2019
A0	11.46	12.55	12.68	12.33	12.03	12.50	12.51						12.29
A1	12.91	13.78	13.77	13.38	13.40	13.61	13.70						13.51
A2	21.98	15.76	15.83	15.07	15.50	15.69	16.20						16.58
A3	17.64	17.47	17.72	16.97	17.32	17.60	17.98						17.53
A4							-						-
A5							-						-
A6							-						-
AB0	12.90	13.01	13.67	13.08	12.53	14.33	13.54						13.30
AB1	18.31	14.59	15.05	14.23	13.40	15.89	14.54						15.14
AB2	29.10	17.16	17.08	16.21	16.26	18.00	16.57						18.63
AB3	18.95	19.72	21.83	18.61	19.19	20.56	20.30						19.88
AB4	22.34	21.21	22.87	20.60	22.32	23.05	21.04						21.92
AB5	34.39	21.69	22.93	21.56	23.16	23.07	21.34						24.02
AB6	20.38	24.20	23.16	21.93	22.07	25.17	18.30						22.17
B0	26.19	13.81	16.01	15.43	13.51	15.47	14.37						16.40
B1	21.32	14.84	16.12	15.86	15.12	16.80	15.49						16.50
B2	19.28	18.00	18.41	17.81	17.90	17.77	17.79						18.14
B3	25.73	21.32	21.95	20.27	21.43	22.10	20.65						21.92
B4	22.22	23.15	23.03	22.23	23.67	21.59	22.21						22.59
B5	46.02	25.36	23.20	23.20	26.30	22.41	20.20						26.67
B6							-						-
C0	31.15	17.27	17.81	16.19	16.77	15.82	16.85						18.84
C1	25.18	18.46	18.06	17.61	17.97	17.70	18.38						19.05
C2	34.23	19.77	19.40	19.40	19.88	19.48	19.13						21.61
C3	34.69	21.87	19.72	22.08	22.39	23.00	22.23						23.71
C4	30.07	23.63	24.30	22.90	23.42	21.63	24.22						24.31
C5	41.83	28.36	24.77	24.73	29.10	24.30	23.33						28.06
C6	50.25	29.79	28.01	26.65	30.40	24.48	24.30						30.55
Measels													-
Condemed													-
<b>AVG 2019</b>	<b>26.19</b>	<b>19.45</b>	<b>19.47</b>	<b>18.68</b>	<b>19.38</b>	<b>19.25</b>	<b>15.90</b>						<b>19.76</b>

\*Source: NNMP and FMMM

Note: A blank cell implies that no animals of that grade were slaughtered.